

# Jasper Rifle and Gun Club

## Range Safety Rules & Procedures, Revised October 20, 2014

These Range Safety Rules and Procedures have been established to ensure the safety of those individuals who use this facility and the public at large. The rules, regulations and procedures in this document are to ensure the continuity of this facility and the continued safety of the neighbors of this facility.

The use of the ranges at the Jasper Rifle and Gun Club is a privilege, and the use of firearms is an inherently dangerous activity. Your activities and actions must always be conducted in a manner that is consistent to safeguard yourself and others against harm or injury, and property against damage and destruction. The rules in this safety plan shall be adhered to in order to protect the lives and safety of all, and preserve your privilege.

While members are not expected to memorize these range rules in their entirety, they should review and be familiar with them. Members are strongly encouraged to keep these rules in their equipment box.

Failure to follow the Range Safety Rules and Procedures will result in your removal from the range and possible legal action. The JRGC Executive Committee shall have the authority to take immediate action to suspend range privileges of members found violating the safety rules.

### Section 1 – Rules for Safe Gun Handling, Use, & Storage

#### 1.1 **ALWAYS keep the gun pointed in a safe direction.**

A “safe direction” means that the gun is pointed so that even if it were to go off it would not cause injury or damage. The key to this rule is to control where the muzzle or front end of the barrel is pointed at all times. Common sense dictates the safest direction, depending on different circumstances.

#### 1.2 **ALWAYS keep your finger off the trigger until ready to shoot.**

When holding a gun, rest your trigger finger outside the trigger guard alongside the gun. Until you are ready to fire, do not touch the trigger.

#### 1.3 **ALWAYS keep the gun unloaded until ready to use.**

Whenever you pick up a gun, always keep the gun pointed in a safe direction, keep your finger off the trigger, engage the mechanical safety if possible, and remove the ammunition source (magazine and ammunition from chamber).

#### 1.4 **Know your target and what is beyond.**

Be absolutely sure you have identified your target beyond any doubt. Equally important, be aware of the area beyond your target. This means observing your prospective target area before you shoot. Never fire in a direction in which there are people or any other potential for mishap. Think first. Shoot Second.

#### 1.5 **Know how to safely use the gun.**

Before handling a gun, learn how it operates. Know its basic parts, how to open and close the action safely and how to remove safely any ammunition from the gun or magazine. Remember a gun’s mechanical safety device is never foolproof. Nothing can ever replace safe gun handling.

**1.6 Be sure the gun is safe to operate.**

Guns need regular maintenance to remain operable. Regular cleaning and proper storage are a part of the gun's general upkeep. If there is any question concerning a gun's ability to function, a competent gunsmith should look at it.

**1.7 Use only the correct ammunition for your gun.**

Most guns have the ammunition type stamped on the barrel. Ammunition can be identified by information printed on the box and sometimes stamped on the cartridge. Do not shoot the gun unless you know you have the proper ammunition.

**1.8 Wear eye and ear protection as appropriate.**

Guns are loud and the noise can cause hearing damage. They can also emit debris and hot gas that could cause eye injury. For these reasons, safety glasses and ear protection are recommended.

**1.9 Never use alcohol or drugs before or while shooting.**

Use of alcohol or drugs before or during live fire is strictly prohibited. If a person is taking a prescription, over the counter drug bearing a warning about operating machinery, driving etc., or any substance which adversely affects their individual performance, that person will refrain from engaging in shooting activities until free from the effects of the drug or substance.

**1.10 Be aware that certain types of guns and many shooting activities require additional safety precautions.**

## **Section 2- Firing Line Rules**

2.1 Anyone, anywhere on the range, may call a cease fire upon noticing any unsafe act or safety issue.

2.2 Know where people are at all times. The downrange (target) area must be checked and cleared before any firing commences. No person is allowed forward of the firing line while the range is "HOT". Call a cease fire immediately if any person on the range moves forward of the muzzle of any firearm while shooting is in progress.

2.3 Remove the magazine or cartridge feeding device, unload the chamber, open the action, and bench or rack all firearms during a cease fire or when the range is not "HOT". Muzzleloading firearms are considered unloaded when there is no cap present or there is no powder in the tray.

2.4 There will be no handling of firearms on the firing line during a cease fire. There will be no handling of firearms on the range while people are downrange during a cease fire. Firearms and their component pieces (i.e. magazines, scopes, bi-pods etc.) shall not be touched until the range is declared "HOT".

2.5 Targets must be mounted within the wooden frame of the target holder or on a target stand so that ALL bullets, shot, etc. DIRECTLY strike the earthen berm. Targets must not be placed on the ground due to the danger of ricochets.

2.6 Shoot only at the target mounted in front of your lane. Cross lane firing is prohibited. Firing diagonally across the range can result in ricochets, rounds not impacting the backstop, and/or rounds exiting the range area. Do not fire from one range to another range.

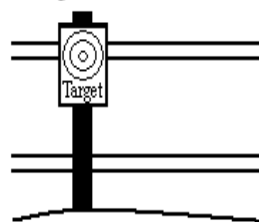
2.7 When firing always keep the muzzle of your firearm pointed downrange at the backstop or earthen berm.

- 2.8 Cease fires for target placement or retrieval may be called every 15-20 minutes, or when all shooters agree to a cease fire. Be sure everyone is behind the firing line and has eye and hearing protection in place before declaring the range "HOT".
- 2.9 At no time may a loaded firearm be left unattended on the firing line.
- 2.10 Never fire from in front of the firing line. No firearms are to be carried downrange.
- 2.11 Uncontrolled fire is strictly forbidden on any of JRGC's ranges. Uncontrolled fire is defined as the rapid and uncontrolled expenditure of rounds without aiming the firearm.
- 2.12 If a misfire occurs, keep the firearm pointed downrange at the backstop for at least 30 seconds before proceeding. If it is a muzzleloading firearm, keep it pointed downrange at the backstop for at least 2 minutes before proceeding. Misfires must be cleared before anyone is permitted downrange.
- 2.13 All firearms must be unloaded and holstered or cased when moving them on or off the firing line. If a firearm is unable to be holstered or cased, the action must be open and it must be pointed muzzle up while moving on or off the firing line. The firearm must be pointed in a safe direction until it is secured in a vehicle, placed at a shooting position and pointed downrange, or placed in a rack at the rear of the firing line area.
- 2.14 If a firearm malfunction occurs on the firing line, and the firearm cannot have the action opened or live cartridges cannot be removed due to the malfunction, the owner is responsible to make it as safe as reasonably possible, and follow the rules for casing it and move it with the muzzle pointed up to their vehicle for transportation.
- 2.15 Alcoholic beverages are not permitted in the firing line area. Absolutely no handling of firearms after alcohol has been consumed.
- 2.16 No smoking on the firing line. No smoking within 25 feet of an uncased muzzleloading firearm or muzzleloading components.

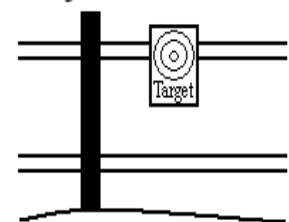
### Section 3 – General Range Rules

3.1 Targets are restricted to paper or cardboard targets. No glass, plastic containers, appliances, or other materials may be used. Metal targets are allowed, but the shooter is responsible for proper placement of metal targets to ensure bullets and fragments impact the earthen berms and do not leave the range or ricochet off the premises. Targets must be removed from the area after use or must be disposed of in trash receptacles.

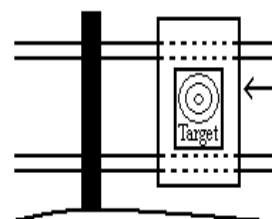
Wrong! - Never on Post



Wrong! - Never on Rail



Correct! - Between Rails



← Cardboard is supplied in Club House Shelter, near soft drink machine.

3.2 It is the member's responsibility to provide their own paper targets and stapler to hang targets. Cardboard is provided and can be found next to the soft drink machine at the Club House. Center the paper targets to prevent damage to the target frames and high enough so bullet will impact the earthen backstop and not the ground.

3.3 No tracer, incendiary or exploding ammunition is allowed to be fired on the range.

- 3.4 No concussion explosives such as Tannerite, Star, SureShot, Shockwave, or similar products may be exploded on the premises.
- 3.5 If others are waiting to use a shooting lane a 30 minute time limit is to be observed for lane use.
- 3.6 Unsafe or damaged firearms are not allowed on the range.
- 3.7 Absolutely no glass containers of any type are allowed on the range.
- 3.8 Shooting at rocks, glass, range props, equipment and/or furnishings is grounds for expulsion from the Club. Members identifying such shooters to a club officer will have next year's membership dues waived.

#### **Section 4 - Administrative Range Rules**

- 4.1 Any non-member who is not accompanied by a club member in good standing will be asked to leave immediately and may be prosecuted for trespassing.
- 4.2 Club members are required to produce their membership card at the request of any other member.
- 4.3 Children under 18 years of age must be accompanied by an adult club member at all times.
- 4.4 Club members are responsible to clean up the range upon completion of shooting. Remove all targets from the downrange area. Pick up the brass around your shooting bench and place it in the brass bucket at the rear of the range. Should you have any ammunition that misfires, place it in the bucket labeled "DUD" at the rear of the range area. A dumpster for targets and cardboard is provided for your convenience. Note: Dumpster is for JRGC use only. NO personal items except for range cleanup items may be put in the dumpster.
- 4.5 Spectators shall stay behind the firing line at all times. If not firing, spotting or training, spectators shall not be in the firing position area. Spectators on the range shall wear eye and hearing protection.
- 4.6 No pets are allowed in the range area. Should a wild animal enter the range area, a cease fire must be called until the animal is off the range. No hunting is permitted on JRGC premises.
- 4.7 JRGC shooting hours are 8:00 AM to 10:00 PM, and are strictly enforced.
- 4.8 JRGC facilities may be reserved by groups as approved by the Executive Committee. Exceptions to range rules may be granted by the Executive Committee as needed by special groups using the range.
- 4.9 Fires, open flames, or charcoal fueled cooking devices are prohibited on the JRGC premises unless prior approval is granted by the Executive Committee.
- 4.10 Violations of the range rules and regulations may be reported to any member of the Executive Committee.
- 4.11 **For Emergencies call: 911.** The physical address of the range is: 2188 E. Gun Club Road, Jasper, Indiana 47546.
- 4.12 No notices or signage shall be posted on any range facility without the permission of the Executive Committee. The only exception is a notice of a safety problem. If a safety notice is posted the Executive Committee shall be notified immediately.
- 4.13 No construction on, alteration to, digging or depositing of soil, planting or removal of vegetation, mowing, burning or any modification to the range and or related facilities is allowed.

- 4.14 The Executive Committee shall have final authority concerning JRGC facilities.
- 4.15 These rules are put in place by and may be changed, amended, or rescinded at any time by approval of the Executive Committee.
- 4.16 All federal, state, and local laws, in addition to JRGC rules and regulations shall be obeyed while on the premises.
- 4.17 Intentional and deliberate destruction or vandalism of target frames, range signs or other Club property will result in the member being fined, charged the costs to repair/replace the damage, expulsion from the Club and possible criminal charges filed. Members identifying such shooters to a club officer will have next year's membership dues waived.
- 4.18 Previously expelled members cannot be a guest of a club member in good standing.
- 4.19 Various ranges may be closed for club member use and general shooting during scheduled Club matches. Consult the Club website at [www.jaspergunclub.com](http://www.jaspergunclub.com) for a listing of scheduled Club matches.
- 4.20 No archery shooting is permitted on the premises.
- 4.21 No Club property may be removed from the premises without prior permission from the Executive Committee.
- 4.22 For general information about the range, email [JasperGunClub@gmail.com](mailto:JasperGunClub@gmail.com) or visit <http://www.jaspergunclub.com>.
- 4.23 Absolutely no parking on the roadway easement running through the JRGC property. Please ask a club officer if you are unsure where the easement is.

### **Section 5 - Guest Policy**

- 5.1 A guest is anyone that is not a paid up member in good standing of the JRGC.
- 5.2 No member shall bring more than two guests to the range at any given time.
- 5.3 It is the responsibility of the host member to be certain their guests are familiar with and abide by the JRGC range rules and policies.
- 5.4 The host club member assumes full responsibility of their guests and absolves the JRGC of any and all liability.
- 5.5 Only one guest at a time may be on the firing line and the host club member shall exercise direct supervision over the guest on the firing line.
- 5.6 The host club member shall not engage in live fire while supervising his/her guest.
- 5.7 Each adult guest is permitted one visit to the range before making application for membership.
- 5.8 Guests who are minors, under the age of 18, are not restricted to the number of visits.
- 5.9 Non-members who are attending a scheduled Club match, training course and other published events are exempt from these guest policies (5.1 through 5.7).

### **Section 6 - Automated Gate System**

- 6.1 The automated gate system is intended to provide the maximum level of security with a minimum amount of inconvenience to our members.
- 6.2 Club members are required to enter their access code using the keypad.

- 6.3 When the gate opens, members have 30 seconds to drive through and clear the gate area.
- 6.4 Members are to be cognizant of other vehicles behind them and not allow them to drive through without following the access protocols.
- 6.5 The system is programmed to only allow one way access within a given time period per each member.
- 6.6 If the gate is locked in the open/closed position, do not attempt to close/open by force.
- 6.7 Members found forcing the gate open or closed thus damaging the system will be charged for the cost of repairs and expelled from the JRGC.
- 6.8 If you think the gate is malfunctioning, call the Club President as listed on our website [jaspergunclub.com](http://jaspergunclub.com).
- 6.9 When leaving the Club property, drive your vehicle over the ground embedded sensor. The gate will open and you will have 30 seconds to drive through the gate. Do not allow vehicles on the outside to enter without following the access protocols.
- 6.10 The gate shall be kept closed at all times except when the range is being used for a scheduled Club approved event. Feel free to enter the Club premises without entering your gate code for these events.
- 6.11 Members shall not give out their gate code access number for any reason. Any member that gives their gate code to another individual has compromised the safety of the Club and shall have their membership suspended and possibly revoked.

### **Closing Summary**

These Range Safety Rules and Procedures are intended to provide a safe shooting environment and encourage safe and responsible use of firearms. These rules are intended to make your activities safe, convenient and enjoyable for everyone concerned. Please follow the basic rules of common sense, safety and courtesy.

Range safety is a must for JRGC to remain a safe place to shoot. All members and guests are expected to follow JRGC's rules and policies; all members are de facto Range Safety Officers by virtue of their membership status. In the absence of a designated Range Officer or any Club official, it is your responsibility if you witness an unsafe act to call a cease fire, correct the situation and carry on. Don't pack up your gear and ignore the situation, act upon it! Speak to the person involved, they may be simply unaware to the danger or rule violation. A gentle reminder is better than first aid or a trip to the emergency room. If unable to correct the safety issue, rule violation or problem diplomatically, immediately notify a member of the Executive Committee.

This Range Safety Rules and Procedures are not intended to limit the Executive Committee in enforcing safe and responsible use of the premises. The Executive Committee can limit use of the range beyond the Range Safety Rules set forth above if it deems any use or act to be unsafe or irresponsible. Additional rules may apply to JRGC-sanctioned events.

Thank-you for helping us in keeping the Jasper Rifle and Gun Club a safe and secure place to shoot!